

# PUPPY SCENT GAMES

---

Fun Games for  
puppies

Joanna Crosby-Deakin

**K9 SCENT &  
SEARCH UK**

# TABLE OF CONTENT

02. About Us

03. Fascinating World of  
Canine Olfaction

04. Getting Started

05. The Scent Trail Game

07. Hide & Seek

08. Snuffle Mats

09. The Towel Roll



# ABOUT US

---



K9 Scent & Search UK is one of the leading providers of scent detection training for pet dog owners and professional trainers alike.

With a passion for unlocking the incredible potential of the canine nose, we deliver expertly designed courses, workshops, and one-to-one coaching in all aspects of scent detection.

Whether you're looking to introduce your dog to Nosework for fun or advance your skills in sports detection, our training is structured, engaging, and built on years of hands-on experience in the field.

Founded by an experienced NASDU-licensed detection dog handler with over two decades in the dog training industry, K9 Scent & Search UK is dedicated to making scent detection accessible to everyone.

Our approach is professional yet fun, ensuring both dogs and handlers build confidence, develop skills, and, most importantly, enjoy the journey together. From foundation scent games to operational-level detection, we help dog owners and trainers develop an unbeatable partnership through the power of the nose.



# FASCINATING WORLD OF CANINE OLFACTION

The world of canine scent is nothing short of extraordinary, captivating puppy owners with the sheer power and complexity of their furry companions' olfactory abilities.

Incorporating scent games into your puppies routine is not only stimulating but also provides essential mental exercise. Scent games prevent boredom, reduce anxiety and offer an excellent outlet for pent-up energy.

Through playful interaction and exploration, you will not only enhance your puppy's natural abilities but also deepen the bond you share.

So, gather some treats, unleash your puppy's nose and step into a world where every sniff tells a story.




# GETTING STARTED

Getting started with scent games is an exciting journey that will not only enhance your bond but also stimulate their minds and noses in ways you never thought possible!

You want soft treats, not biscuit or kibble to start with and this is because the moisture in soft treats allows more odour to be available to your pups as they start to learn the games.

A quiet space away from other pets or family members who might distract them to start off with





# THE SCENT TRAIL GAME

The Scent Trail Game is an exhilarating activity designed to tap into your pup's natural instincts. It is all about creating a scent trail that your pup can follow to find the hidden treats.

Not only does this game engage their powerful olfactory senses but it also encourages them to think critically and begin using their problem-solving skills.

Firstly, with the pup out of the space, lay a little trail on the floor of treats with a larger stash at the end.

Then bring the pup into the space and give them one of the treats that they will be looking for and then drop one on the floor close to the start of your trail.

Stand back and let your pup's nose engage and then watch in awe as they work out the problem and begin following the trail.

Tempting though it may be, don't get involved, let them work it out. If they look at you, keep your focus on the treats on the floor. Don't try and rush them.




# HIDE AND SEEK FOR TREATS

As we move on from the Scent Trail Game we are going to increase the challenge for the pups.

Start putting the treats just out of sight, behind the leg of a chair or behind a box or something. The treats should still be easily accessible for the pups, we don't want to encourage digging or biting at your furniture.

Bring your pup into the space and offer them one of the treats that they are going to be looking for.

Now we are going to add a search cue to this game, I use 'where' but you could use 'find it' or any word you like. As you let the pup go to hunt for the treats then say your search cue.



# SNUFFLE MATS

I love snuffle mats.

For pups they are a nicely controlled activity that releases all those calming hormones in the brain.

You can make a snuffle mat but buying one is inexpensive and something that you can use again and again through your dog's life as an enrichment activity.



To introduce your puppy to the snuffle mat, start by sprinkling a few treats on top so they can easily find them.

As they get the hang of sniffing and searching, tuck treats or kibble deeper into the fabric to make it more challenging.

Supervise their first few sessions to ensure they're using their nose rather than trying to pull or chew the mat.

You can use it for mealtimes to slow down fast eaters or as a boredom-busting activity between walks.

Always pick up the mat after use to maintain its novelty and prevent chewing.





# THE TOWEL ROLL


---

Make searching a little more challenging by using a rolled towel.

Simply take a towel and as you start rolling it up pop some treats or kibble into the rolls.



Be sure to wrap it tight, you don't want all the treasure falling out as soon as your pup touches it.

Then place it on the floor in front of your pup and give them their search cue and watch as they work it out.





**K9 SCENT &  
SEARCH UK**



## CONTACT US

07776 334481

07940 173451

[www.k9sasuk.co](http://www.k9sasuk.co)

1a Tavistock House  
Charfleets Road  
Canvey Island  
Essex SS8 0PQ